







*A Legacy Built on Promises Delivered*  
 www.tghawaii.com

(Fiscal Year July 1, 2010 to June 30, 2011)

# Real Property Tax Rates in Hawaii

Installment	Tax Period	Payment Due Date	Installment	Tax Period	Payment Due Date
1 <sup>st</sup>	July 1 to December 31	August 20	2 <sup>nd</sup>	January 1 to June 30	February 20

For more information on real property tax payments options, please visit your county's website.

COUNTY	CLASS	NET TAXABLE BUILDING (PER \$1,000)	NET TAXABLE LAND (PER \$1,000)
<b>HONOLULU*</b> 	Vacant Agricultural	\$ 8.50	\$ 8.50
	Homeowner	3.42	3.42
	Non-Homeowner	3.58	3.58
	Commercial	12.40	12.40
	Industrial	12.40	12.40
	Agricultural	5.70	5.70
	Preservation	5.70	5.70
	Hotel & Resort	12.40	12.40
	Public Service	0.00	0.00
<b>MAUI*</b> 	Time Share	\$ 14.00	\$ 14.00
	Improved Residential	5.00	5.00
	Apartment	5.00	5.00
	Commercial	6.25	6.25
	Industrial	6.50	6.50
	Agricultural	5.00	5.00
	Conservation	5.00	5.00
	Hotel & Resort	8.30	8.30
	Unimproved Residential	6.25	6.25
	Homeowner	2.50	2.50
Commercialized Residential	4.00	4.00	
<b>HAWAII*</b> 	Affordable Rental Housing	\$ 5.55	\$ 5.55
	Residential	9.10	9.10
	Apartment	9.85	9.85
	Commercial	9.10	9.10
	Industrial	9.10	9.10
	Agricultural and Native Forest	8.35	8.35
	Conservation	9.85	9.85
	Hotel / Resort	9.85	9.85
	Homeowner	5.55	5.55
<b>KAUAI</b> 	Single Family Residential	\$ 4.25	\$ 3.95
	Apartment	7.90	6.90
	Commercial	7.90	6.90
	Industrial	7.90	6.90
	Agricultural	4.25	6.90
	Conservation	4.25	6.90
	Hotel & Resort	7.90	6.90
	Homestead	3.44	4.00

\*Denotes a change in tax class and/or rate from the previous fiscal year